

Annex 1. Pictures and tables – Walvis Bay Pilot Wind Project




Figure 1: Gravity foundation for wind turbine



Figure 2: Erecting the first section of the tubular tower



Figure 3: The completely assembled rotor



Figure 4: Lifting the second section of the tubular tower

Figure 5: The completed wind turbine



Figure 6: EIA: Modelling potential interference with airport communications

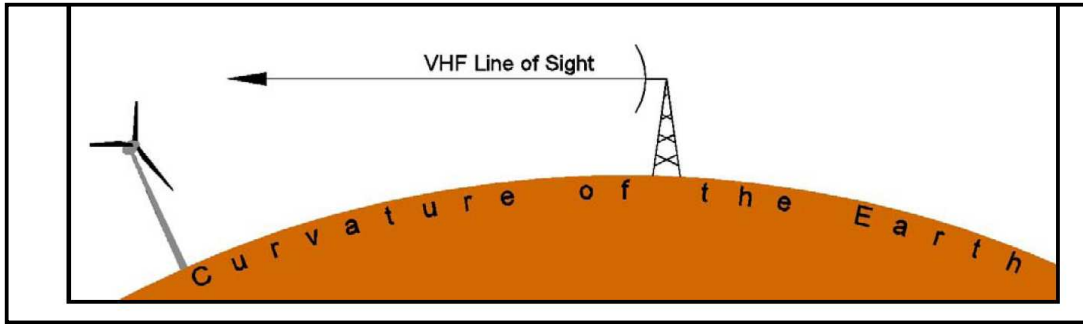


Figure 7: Tariff calculation for 10MW facility as a function of grant funding

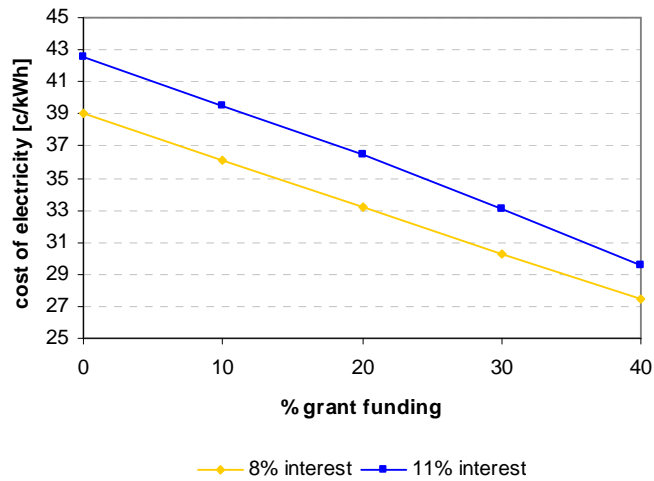


Figure 7: First generation results

